

Welcome to On-line Giving Setup Instructions

To Setup a new account:

Click on - *Create new account*

Holy Cross Catholic Church

[Home](#) - [Create New Account](#) - [Existing User Login](#) - [About Online Giving](#) - [Online Giving FAQs](#) - [Contact Us](#)

Welcome to Online Giving! [Watch Help Video!](#)

Dear Parishioners,

Welcome to the Holy Cross Online Giving site. We are pleased to announce the Online Giving feature now available on our website. Online Giving is a secure method for making contributions through automatic withdrawal. Please sign up on this page and take advantage of the latest benefits for you and the parish. If you have any questions, please contact our administrator, Steve at (360)691-2636 or via email to: steve@holy-cross-parish.com

Sincerely,

Fr. Joseph "Jay" DeFolco

Existing User Login

User ID:

Password:

[LOGIN](#)

Forgot [User ID](#) or [Password](#)?
[Sign up for a New Account](#)

Welcome To Holy Cross On-Line Giving Site






You will receive the following screen


Holy Cross Catholic Church

[Home](#) - [Create New Account](#) - [Existing User Login](#) - [About Online Giving](#) - [Online Giving FAQs](#) - [Contact Us](#)

New User Account Registration

Please fill out the form below. Fields with asterisk next to them are required. The address information you provide will only be used for billing purposes. Once submitted, you will receive an email containing a link that you must click in order to activate your account. Once you have successfully validated your email address you may then login.

Login Information	Personal Information	Address Information
User ID: *  <input type="text"/>	First Name: * <input type="text"/>	Address 1: * <input type="text"/>
Password: *  <input type="password"/>	Last Name: * <input type="text"/>	Address 2: <input type="text"/>
Confirm Password: * <input type="password"/>	Email Address: * <input type="text"/>	City/State: * <input type="text"/> AL 
Registration Code: Administrative Use Only <input type="text"/>	Confirm Email Address: * <input type="text"/>	Zip: * <input type="text"/> <input type="text"/>
	Phone #: <input type="text"/>	
	<input type="button" value="SUBMIT"/>	<input type="button" value="CANCEL"/>

 Internet | Protected Mode: On

Complete all required information. For assistance with user id and password configuration, please slide your cursor over the "blue round" information icon. Be sure to write down the User Name and Password you set up. When finished, click on submit.

After you click on **Submit** you will receive this message.
You will be Sent a confirming email to validate your Account .
That email should only take a minute or two (not the 2 hrs stated in the message)
Please close out Of this webpage now and check your Email at this time!

Holy Cross Catholic Church

[Home](#) - [Create New Account](#) - [Existing User Login](#) - [About Online Giving](#) - [Online Giving FAQs](#) - [Contact Us](#)

Steve Homiack, Your New Account Has Been Created!

Steve Homiack,

Your new Online Giving account has been created. Before you can login and start donating, you must validate your email address. To do this, please open the email we sent to you and click on the link. This will help us make sure the email address you provided is valid. Please allow up to 2 hours to receive this email.

Welcome To Holy Cross On-Line Giving Site



**You will receive this email confirmation after you create your account.
By clicking on the link, it confirms you and your email account.**

Select this link

Thank you for creating a new Online Giving account. To confirm your new account, please click the following link: <https://www.myovngiving.com/Confirm.aspx?id=117&uid=Your User ID will be here>

Once confirmed, you may log into your account using the user id (**Refer to your User ID**) and the password you selected when registering.

Thank you,

Holy Cross Catholic Church
360) 691-2636
steve@holy-cross-parish.com

You will get this screen after Clicking on the link from your Email confirmation. Simply enter in your new User ID & Password in the "Existing User Login" Section



The screenshot shows the 'Holy Cross Catholic Church' website. At the top, there is a navigation menu with links: Home, Create New Account, Existing User Login, About Online Giving (with a dropdown arrow), Online Giving FAQs, and Contact Us. The main content area is split into two columns. The left column is titled 'Welcome to Online Giving!' and includes a 'Watch Help Video!' link. The text in this column reads: 'Dear Parishioners, Welcome to the Holy Cross Online Giving site. We are pleased to announce the Online Giving feature now available on our website. Online Giving is a secure method for making contributions through automatic withdrawal. Please sign up on this page and take advantage of the latest benefits for you and the parish. If you have any questions, please contact our administrator, Steve at (360)691-2636 or via email to: steve@holy-cross-parish.com Sincerely, Fr. Joseph "Jay" DeFolco'. The right column is titled 'Existing User Login' and contains a form with two input fields: 'User ID:' and 'Password:'. A yellow 'LOGIN' button is positioned to the right of the password field. Below the form, there are links for 'Forgot User ID or Password?' and 'Sign up for a New Account'.

Welcome To Holy Cross On-Line Giving Site



Please note: Now that You have created your own Account, you will always be able to access this screen by Going through the Holy Cross Website and clicking on the "Online Giving" icon.

This is the first screen you will receive after you login.

The first step is to setup the payment method you wish to use
Click on *Payment Methods*

Holy Cross Catholic Church

[Manage My Account](#) [About Online Giving](#) [Online Giving FAQ - Contact Us](#) Welcome Steve Homi... - [Sign Out](#)

Steves Online Giving Home [Watch Help Video!](#)

Give a New Gift
View a list of Gifts that you can give to!

My Personal Information
View / Edit My Personal Information such as Name and Email Address.

My Payment Methods
Add / Edit Payment Methods such as a Bank Account or Credit Card.

My Online Giving History
View a detailed History of your past Online Giving.

My Active Online Giving
View / Edit Gifts that you are actively Giving to, such as a Pledge.

My Giving Snapshot

Total Given: **\$0.00**
Given YTD: \$0.00

My Recent Gifts

Welcome To Holy Cross On-Line Giving Site

Use this screen to add your credit card or bank account information. You can add as many payment cards As you wish. Just click on "green" plus sign for credit cards to add your Visa, Mastercard, Discover or Debit Card or click on "New Bank Account" To add checking account.

Holy Cross Catholic Church

[Manage My Account](#) [About Online Giving](#) [Online Giving FAQ - Contact Us](#) Welcome Steve Homi... - [Sign Out](#)

Manage My Payment Methods

[Watch Help Video!](#)

[My Credit Cards](#) [My Bank Accounts](#)

Row with card Expired/expiring in 30 days

Card Name ▼	Card Number	Exp. Date	Edit Card
Mastercard	...6323	08/2011	Edit / Delete

Add New Method

- [Add New Credit Card](#)
- [Add New Bank Account](#)

Your information is stored on our secure servers and your privacy will never be compromised. Your payment methods are not visible or accessible to the church administrator.

My Online Giving

- [Give a New Gift](#)
- [My Online Giving History](#)
- [My Active Online Giving](#)

Welcome To Holy Cross On-Line Giving Site

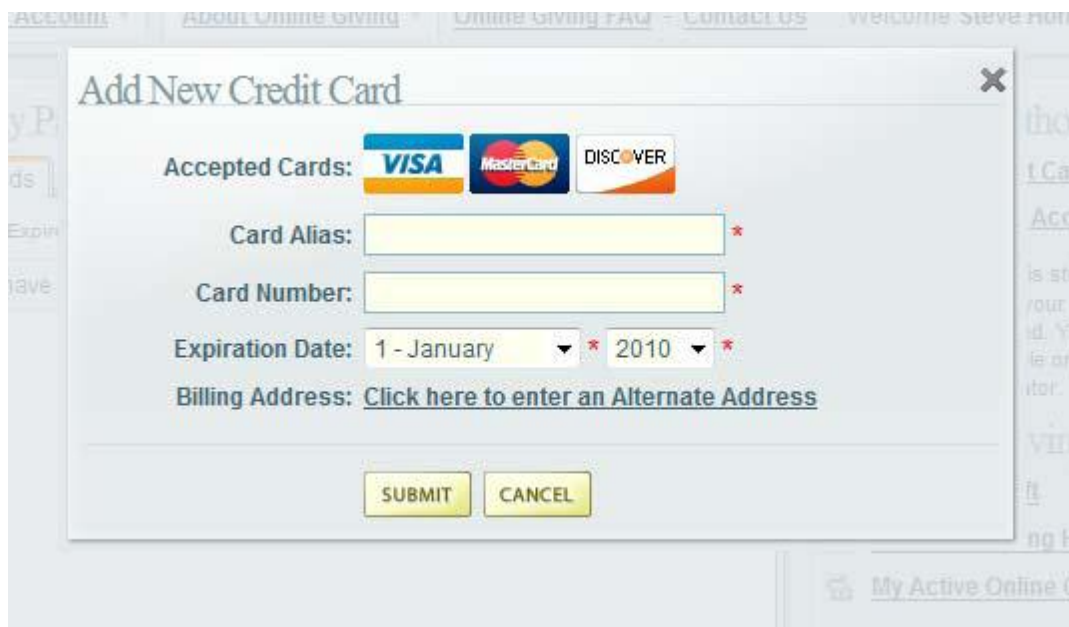


Fill in your Credit Card Information.

If you have selected Add New Bank Account, the procedure is the same.

The Term "***Card Alias***" means your nickname for card. For example, you may wish to list two separate Visa cards and you name the first one "John's Visa" and the second card "John's Business Visa".

Please note: We currently Do not take American Express



The screenshot shows a web form titled "Add New Credit Card" with a close button (X) in the top right corner. Below the title, it lists "Accepted Cards:" with logos for VISA, MasterCard, and DISCOVER. The form contains the following fields:

- Card Alias:** A text input field with a red asterisk to its right.
- Card Number:** A text input field with a red asterisk to its right.
- Expiration Date:** Two dropdown menus. The first is set to "1 - January" and the second is set to "2010". Both have red asterisks to their right.
- Billing Address:** A text input field with a red asterisk to its right. Below it is a link: [Click here to enter an Alternate Address](#).

At the bottom of the form are two buttons: "SUBMIT" and "CANCEL".

When complete, click on submit

You will be taken back to the Online Giving Home Screen

To set up your gifts select **Give a New Gift**

Holy Cross Catholic Church

[Manage My Account](#) [About Online Giving](#) [Online Giving FAQ - Contact Us](#) Welcome Steve Homi... - [Sign Out](#)

Steves Online Giving Home [Watch Help Video!](#)

Give a New Gift
View a list of Gifts that you can give to!

My Personal Information
View / Edit My Personal Information such as Name and Email Address.

My Payment Methods
Add / Edit Payment Methods such as a Bank Account or Credit Card.

My Online Giving History
View a detailed History of your past Online Giving.

My Active Online Giving
View / Edit Gifts that you are actively Giving to, such as a Pledge.

My Giving Snapshot

Total Given: **\$0.00**
Given YTD: \$0.00


My Recent Gifts







Welcome To Holy Cross On-Line Giving Site


To make your gift, please select the gift type (recurring or one time) and follow instructions for Inserting other information. You can find out more about each gift type by moving your cursor Over the "round blue" information icon.

Holy Cross Catholic Church

[Manage My Account](#) ▾ [About Online Giving](#) ▾ [Online Giving FAQ](#) - [Contact Us](#) Welcome Steve Homi... - [Sign Out](#)

Select one or More Gifts Below [Watch Help Video!](#) 

 Sacrificial Giving(Regular Church Offering)	{Select Gift Type} ▾
 Capital Campaign(Building Project)	{Select Gift Type} ▾
 Outreach(Supports the Needy)	{Select Gift Type} ▾
 Holy Day Offering(Christmas,Easter,All Saints, etc	{Select Gift Type} ▾
 Archdiocesan Collections(Mission Sun, Rice Bowl,et	{Select Gift Type} ▾
 Flowers(Easter Flowers, Christmas Flowers)	{Select Gift Type} ▾

 display description [CLEAR GIFTS](#) [NEXT](#)

Once you have selected the type of gift from the drop down screen(whether it is a recurring or one-time) your screen will show detail information for you to enter(amount of donation, frequency, starting Date, etc.). This will be the same for any of the gifts listed(church, outreach, building, etc.).

Please Note: If you choose to give monthly on a recurring charge, your card will be charged that particular day each Month. Also: If you choose to give a "one-time" gift, you can only select Sundays(any Sunday during the Month) for the one time gift. The system is not configured to take one-time gifts Mon-Sat.

When finished entering your gifts, Click on NEXT.

The screenshot shows a web form titled "Select one or More Gifts Below" with a "Watch Help Video!" link in the top right. The form is divided into several sections, each for a different type of gift:

- Sacrificial Giving(Regular Church Offering):** Includes a "Recurring" dropdown, a payment amount of "\$1.00", a frequency of "Monthly", and a start date of "4/26/2010". It also has a "CANCEL GIFT" button and a checkbox for "Remain Anonymous".
- Capital Campaign(Building Project):** Includes a "{Select Gift Type}" dropdown.
- Outreach:** Includes a "One Time" dropdown, a payment amount of "\$1.00", and a date of "4/11/2010". It has a "CANCEL GIFT" button and a checkbox for "Remain Anonymous". Below this is a text area for "Special Instructions for my One Time payment (500 character limit)" containing the text "For the great work that Outreach does every week".
- Holy Day Offering:** Includes a "{Select Gift Type}" dropdown.
- Archdiocesan Collections:** Includes a "{Select Gift Type}" dropdown.
- Flowers:** Includes a "{Select Gift Type}" dropdown.

At the bottom left, there is a "display description" link. At the bottom right, there are "CLEAR GIFTS" and "NEXT" buttons.

You will then receive the **Gift Confirmation** screen.
Please review your gift information
If this is correct, click on "Submit"

Holy Cross Catholic Church

[Manage My Account](#) [About Online Giving](#) [Online Giving FAQ](#) - [Contact Us](#) Welcome Steve Homi... - [Sign Out](#)

Confirm My Gifts [Watch Help Video!](#)

Your donations have not yet been submitted. Please review your donations and make sure all the information is correct. Click the **Back** button if you need to make changes. When you are ready submit your donations, click the **Submit** button below.

Sacrificial Giving(Regular Church Offering)	Recurring
I would like to give \$1.00 Monthly . Please charge my Mastercard - 6323 account starting on 04/26/2010 .	
Outreach	One Time
I would like to make a One Time payment of \$1.00 . Please charge my Debit Card - 7003 account on 04/11/2010 .	
Special Instructions for my One Time payment For the great work that Outreach does every week	

Note: A copy of your Receipt will be sent to your Email Address.

[BACK](#) [SUBMIT](#)

Welcome To Holy Cross On-Line Giving Site.



You will receive this Message when you have successfully processed your online gifts.

Click on *Finish*



The screenshot shows a confirmation page for Holy Cross Catholic Church. At the top, the church's name is displayed in a large, serif font. Below this is a navigation bar with several links: 'Manage My Account', 'About Online Giving', 'Online Giving FAQ - Contact Us', and a user greeting 'Welcome Steve Homi...' followed by a 'Sign Out' link. The main content area features a large heading 'Your Gift(s) have Been Processed' and a sub-heading 'Sacrificial Giving(Regular Church Offering)'. On the right side of the main content area, there is a 'Watch Help Video!' link with a video icon and a 'Recurring' label.

Holy Cross Catholic Church

[Manage My Account](#) [About Online Giving](#) [Online Giving FAQ - Contact Us](#) Welcome Steve Homi... - [Sign Out](#)

Your Gift(s) have Been Processed [Watch Help Video!](#)

Sacrificial Giving(Regular Church Offering) **Recurring**

**To Review Your Gifts and Pledges
Click on "My Active Online Giving"**

Holy Cross Catholic Church

[Manage My Account](#) [About Online Giving](#) [Online Giving FAQ - Contact U](#)

Steves Online Giving Home [Watch Help Video!](#)

 **Give a New Gift**
View a list of Gifts that you can give to!

 **My Personal Information**
View / Edit My Personal Information such as Name and Email Address.

 **My Payment Methods**
Add / Edit Payment Methods such as a Bank Account or Credit Card.

 **My Online Giving History**
View a detailed History of your past Online Giving.

 **My Active Online Giving**
View / Edit Gifts that you are actively Giving to, such as a Pledge.